

December 2013

Volume 2, Issue 4

Inside this issue:

Delta Ara Collection	2
Aquatic Offers Lower Profile Serenity Deck	2
Rinnai ScaleCutter	2
Watco Debuts Innovator Drain	3
Zurn PEX Flow Rate	3
Woodford Roof Hydrants	4

Brizo Tub Fillers

The highly-anticipated Brizo free-standing tub fillers are finally here! Brizo is providing a number of styles and options to coordinate with many bathroom décors. They offer single-handle models in the Virage, Odin, and Siderna collections, and two-handle models for Baliza, Tresa, and Charlotte.

Both 1H and 2H models have separate forged brass body roughs with pre-assembled test caps and plasterguards. They connect to standard 1/2" supply lines, and the floor mount roughs can come with stops. All handshowers come with matching finish stretchable metal hoses.

The 1H models are floor mounted, with a separate rough and trim. The laminar flow tub spout has a high flow ceramic cartridge that allows it to run from 12-14.5 gpm at 60 psi. The Odin and Siderna come in Polished Chrome, Brushed Nickel, and Matte Black finishes. The Virage comes in Polished Chrome, Polished Nickel, Venetian Bronze, Brushed Nickel and Brushed Bronze finishes. The handshower holder indexes 90° to prevent water from dripping on the floor. The Odin and Virage handshowers come with H2Okinetic technology, while the Siderna has Touch-Clean spray



From top left: Tresa wall mount, Charlotte floor mount, Siderna floor mount and Baliza deck mount.

holes.

The 2H models offer a variety of mounting options: floor, tub deck, or wall. They flow from 10-12 gpm at 60 psi, and their handshower holders rotate 180° to prevent water from dripping on the floor. All models share the T70210 body. From there you pick trim (handles) that coordinate with Baliza, Charlotte or Tresa. Then you pick your floor mount or deck mount risers or the wall mount un-

ions. Floor mounted models also require a separate R70200 rough. These models come in Polished Chrome, Polished Nickel, Venetian Bronze, Brushed Nickel, Brushed Bronze, as well as Polished Nickel/Cocoa Bronze split finish for Charlotte.

All of these are available for order, however, the Virage and Siderna trims are not shipping until January 13 of next year. Everything else began shipping November 25th.

“Did You Know?”

The new Brizo freestanding 2H tub fillers’ copper waterways are insulated to control condensation and scalding. The 1H models have laser-etched H & C indicators on the handles.

Delta Ara Collection

Delta is adding another great collection to their bath suites. The Ara collection has a geometrically sleek look that adds a contemporary elegance to any bathroom.

The best feature of this collection is the availability of many channel spout options, provided for the single hole and widespread (deck and wall) faucets, the roman tub, and even the diverter tub spout. Other features include H2Okinetic technology shower heads, a wall-mount faucet with a separate rough-in valve, 3 and 4 hole roman tub faucets, and less pop-up and tract-pack options for the

single hole, enclosed spout lavatory. All items will be available in both Chrome and *Brilliance* Stainless.

The Ara suite is further rounded out with an expanded accessory options including a universal tank lever and double towel bar. Delta will debut a number of angular modern decorative grab bars to complement the series.

The many choices in the Ara collection make it a great option for homebuilders, showroom customers, and hospitality. The order date is tentatively December 16th, with shipping expected to begin in late January.



The channel spout is one of Ara's great features.



“Did You Know?”

Delta was named the 2013 WaterSense Manufacturer Partner of the Year by the EPA. This is the second time they have received that honor.

Aquatic Offers Lower Profile Serenity Deck

Serenity		
Serenity 1	Serenity 3	Serenity 4
Serenity 5	Serenity 6	Serenity 7
Serenity 14	Serenity 15	

Serenity Studio		
Serenity Studio 8	Serenity Studio 9	Serenity Studio 12
Serenity Studio 18	Serenity Studio 19	Serenity Studio 20
Serenity Studio 21	Serenity Studio 22	Serenity Studio 34
Serenity Studio 35	Serenity Studio 36	Serenity Studio 38

These Serenity models have the lower profile deck option.

Aquatic now offers a low profile deck option on select Serenity and Serenity Studio models for an additional fee. The deck height is 1”, instead of the normal 2”, which allows for enhanced ease of entry and a sleeker profile to complement a variety of bathroom styles. The optional skirt will not be available when you choose a lower profile deck.

Rinnai ScaleCutter

Keeping limescale from depositing in a tankless heater is very important, as it can accumulate and cause the heater to stop functioning. The harder your water, the more often your heater may require flushing to get the scale out. Rinnai now offers a ScaleCutter to combat limescale deposits.

The ScaleCutter system can serve a tankless unit or a whole home. It is installed on the cold water line prior to the tankless heater. As the

water passes through a small amount of the scale control product is dissolved into the water stream. Cartridge life is dependent on size and water usage, but in most residential applications, it is about 9-12 months.

The ScaleCutter has a number of additional benefits. It helps soften and remove existing scale over time. It also coats wetted surfaces with a micro-thin layer that provides corrosion control. It costs less and requires less space and maintenance than most



The Rinnai ScaleCutter is now available.

conditioners. Make sure your customers know how they can benefit from this product.

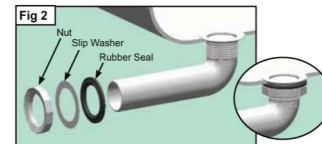
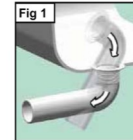
Watco Debuts Innovator Drain

Last month Watco debuted their 2nd installment in the Innovator series. For 11 years, Innovator has meant the easy-to-install overflow elbow that comes with its own built-in test membrane. Watco has decided to extend that same idea to the drain elbow with the Innovator Drain.

The Innovator Drain comes with its own test membrane, testable up to 5 floors (22 psi). Once you are done testing, you can remove it with a knife. The strainer body is non-metallic and integrated with the drain elbow. Not only does this eliminate one solvent weld joint, but it also makes the strainer

body corrosion resistant. The Innovator Drain also has removable and replaceable corrosion-resistant crossbars, making the drain easier to clean, and allowing it to drain 15% faster.

All Innovator Drains come in white, which matches most entry level tubs. However, there are 12 additional finishes available by using QuickTrim or Universal NuFit kits. The new drains are available in the Flex and PVC 900 series with a push-pull closure. The Innovator Drain part numbers have an "N" after the series name, e.g. 900N-PP1-PVC. Please call us for more information.



Watco's Innovator Drain makes white push-pull the new entry level standard.


Zurn PEX Flow Rate

Much is made about PEX tubing having a smaller ID than copper tubing. However, the NAHB did a comparison study of copper and PEX systems' flow rates in a trunk and branch residential situation and found using PEX and copper with the same nominal size tubing does not result in a huge difference in flow rate on the total plumbing system at 40, 60 or 80 PSI. They tested both a 60' and 100' run, and concluded that given the same source pressure both systems were capable of delivering the fixture demand, even with 5 fixtures running. In fact, the greatest deviation in the total system flow was only 1 gpm, which occurred when the toilet was refilling.

In addition, crimp-type systems have been criticized for having

more "restrictive fittings". Zurn has performed their own pressure loss analysis of a typical trunk and branch plumbing system. They found that even in a high demand scenario, the pressure loss from the water main to the fixture would not be noticeable to the user in normal plumbing installations. Most residential plumbing systems have enough flow at the street to overcome pressure loss found in fittings, which you use less of in a PEX system anyway (less fittings = less pressure drop). Also, fixtures are federally mandated to be low flow, so the reduction in flow rate at a fixture would not be noticeable.

You can get copies of these two studies from any of our salespeople if you would like to see the actual numbers.



DELTA BATH SAFETY

Delta projects that their decorative grab bars and Décor Assist items in Chrome, Brilliance Stainless, and Polished Nickel will be orderable December 16th and begin shipping January 10th. Due to a plant fire, those items in Venetian Bronze and Champagne Bronze and all corner shelves will have a later order date and begin shipping early March.



Southwest Sales, LP

615 E State Hwy 121, Ste 300
Coppell, TX 75019

Phone: 800-375-8400


Fax: 800-451-34325

E-mail:

info@southwestsales.com

A New Generation of
Sales Solutions

FOLLOW US



Mystery Picture

This picture is easy, right? It's bathroom accessories. What may surprise you is where they come from. See below for the answer.



Woodford Roof Hydrants


From washing down cooling towers to cleaning condenser coils, there are many reasons to have access to water on a building's roof. Woodford's roof hydrants are designed to be both durable and easy to use.

All of Woodford's roof hydrants have a separate cast iron hydrant support that installs by sandwiching the roof decking. Only 5 holes are needed: 1 3" hole for the hydrant, and 4 bolt holes. It even comes with a 2° shim. The hydrant can then be dropped into the support from the top. Once you adjust the height, you bolt it onto the mounting bracket and slide the protective boot over the joint. This system allows the roofer to install the mounting bracket first, then the plumber can come in later to do the hydrant. It is also fully repairable from the top *without removing the hydrant*.

The RHY1-MS has no backflow pro-

tection, while the RHY2-MS has a dual check backflow preventer. Both of these hydrants are freezeless. The RHY1 has to have the hose removed, while the RHY2 automatically drains even when the hose is attached. To allow this, they do have a 1/8" NPT drain hole that should be piped to a drain location.

If you prefer no drain line, you can always order the SRH-MS; it just needs to be run for 5-15 seconds without the hose attached after every use to drain the reservoir and remain freezeless. If you are not worried about freezing at all, there is the RHMC-MS, which is not freezeless and also does not require a drain line.



Woodford makes the easiest to install roof hydrants on the market. The RHY2-MS is the most popular.

Mystery Picture Answer: It is the Somerset Collection by Franklin Brass.